



Milestones in the company history

1995 Founded as a spin-off from the German Cancer Research Center (DKFZ) and the University of Heidelberg. The picture shows the first MRC logo.



Four scientists want to accelerate the transfer of a cooperative project for the laser treatment of brain tumours into application and attract four private investors and the technology investment company tbg for the spin-off. The photo shows from left to right Prof. Dr. Volker Sturm, Prof. Dr. Josef Bille, the first MRC Managing Director and later Chairman of the Advisory Board Albert L. Zientek and Prof. Dr. Wolfgang Schlegel. The other founders, engineer Otto Pastyr and the investors Roland Ernst, Klaus Flory and Dr. Rainer Hofmeister are not on the photo.



The articles of association are concluded on 16.3.1995. MRC is registered in the commercial register on 28.7.1995.



1996 The approval of the EU project "Stereotactic Laser Neurosurgery" represents the actual starting signal for MRC and lays the foundation for numerous products that are still on the market today.

1997 MRC signs a license and cooperation agreement with the DKFZ and enters into the field of radiotherapy.



In close cooperation with the DKFZ, MRC develops a multi-leaf collimator for precision radiotherapy and shortly afterwards, as another world first, the "KonRAD" software for inverse radiotherapy planning.



1998-1999 MRC first moves into new business premises in the centre of Heidelberg and in 1999 to the office park in Hans-Bunte-Strasse, where it is still located today.



The radiotherapy products are successfully launched on the market. The prerequisite for this is the introduction of a total quality management system in accordance with the new regulations for medical products. This QM system has been continuously developed by MRC to this day.



The photo shows the MRC team at the beginning of the new millennium.

2000 To finance further growth, a venture capitalist participates in the company.

2002 The system developed within the framework of the EU project is being used in a clinical study at Cologne University Hospital for the treatment of Parkinson's disease.



The picture shows the stereotactically guided laser probe with which a laser beam is moved three-dimensionally in the patient's brain.

2003 For the successful market launch of the KonRAD software and the improvement of cancer medicine, MRC receives the "European IST Prize" worth 200 thousand EUR. The award honors outstanding innovations in Information Society Technologies (IST).



The picture shows from left to right Dr. Jörg Stein, Dr. Mark-Alexi Keller-Reichenbecher, Prof. Dr. Wolfgang Schlegel, Dr. Bernhard Bauer and Balthasar Gretener at the award ceremony in Copenhagen.


MRC sells the radiotherapy division to Siemens AG. Numerous MRC employees transfer to Siemens.

The picture shows Dr. Jörg Stein (left), the Managing Director responsible for the radiotherapy products, and Prof. Dr. Wolfgang Schlegel, head of the Department of Medical Physics at the DKFZ, which continues the successful cooperation with Siemens.



Im Juli 2003 hat die Siemens AG das Strahlentherapie-Segment der MRC Systems GmbH übernommen. Diese ist 1995 als Ausgründung aus dem DKFZ und der Universität Heidelberg hervorgegangen. Mitbegründer Prof. Wolfgang Schlegel (Medizinische Physik in der Strahlentherapie, etc.) und sein früherer Mitarbeiter Dr. Jörg Stein, jetzt Siemens Medical Solutions, Heidelberg. — In July 2003, Siemens AG acquired the Radiation Therapy Business of MRC Systems GmbH, which was established as a spin-off of DKFZ and Heidelberg University. Co-founder Prof. Wolfgang Schlegel ("Medical Physics in Radiation Therapy", right) and his former employee, Dr. Jörg Stein, now working for Siemens Medical Solutions, Heidelberg.

With power boards that operate undisturbed in strong magnetic fields, MRC developed a product for a large medical technology company that is still manufactured and sold today.



2004-2005 MRC uses the revenues from Siemens to pay out the venture capitalist and change the shareholder structure. Three employees acquire a majority stake in the company, realign it and launch a series of new products in rapid succession.

The first new product is a video camera that can be used in magnetic resonance scanners and was developed as part of the laser neurosurgery project. The camera is used worldwide in neuroscientific studies and for patient observation.



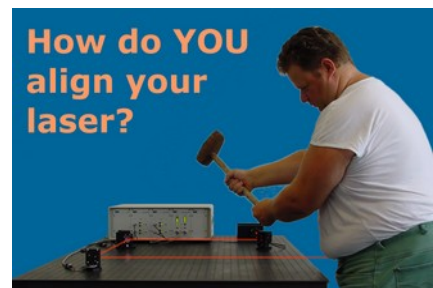
The stereotaxy system, also developed as part of the neurosurgery project, is introduced to the market together with accessories via a sales partner.



The warning device "Cardioman" follows in the same year. It has proven to be a helpful companion for carriers of pacemakers and defibrillators.



As a further spin-off from the neurosurgical laser system, the laser beam stabilization "Dynamic" is being decoupled and introduced to the market. The product stabilizes the position and direction of laser beams in space. It is applied in industry (for the production of mobile phones, photovoltaic modules, etc.) as well as in the research area.



MRC signs a framework agreement with the University of Heidelberg on "Project Development in Medical Technology".



UNIVERSITÄT
HEIDELBERG
ZUKUNFT
SEIT 1386

2006 Within the scope of several R&D projects funded by the German Federal Ministry of Education and Research, MRC develops various illumination devices and measurement technology for photocatalytic surfaces.



2007 The hand-held operation robot "ITD - Intelligent Tool Drive" is awarded the Walter Reis Award at AUTOMATICA.

The picture shows the cooperation partners at an exhibition in Berlin, from left to right: Ahmed El-Shenawy from the Chair of Automation, Dr. Marcus Götz from MRC, Dr. Achim Wagner from the Chair of Automation, Prof. Dr. Markus Schwarz from the Mannheim Medical Faculty and Meike Hummerich from VRmagic.

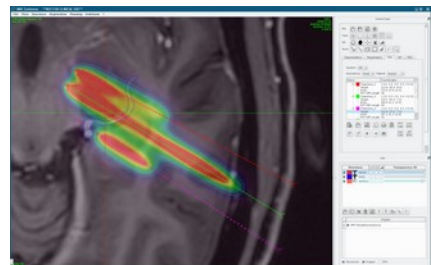


Forscher entwickeln einen Roboter, der gemeinsam mit einem Chirurgen operieren soll. Unser Bild zeigt (v.l.) Ahmed El-Shenawy vom Lehrstuhl für Automation, Dr. Marcus Götz von MRC Systems, Dr. Achim Wagner vom Lehrstuhl für Automation, Privatdozent Markus Schwarz von der Medizinischen Fakultät Mannheim und Meike Hummerich von VRmagic. Foto: vaf


2008 MRC starts a collaboration with the Department of Neurophysiology at the Mannheim Medical Faculty of the University of Heidelberg and offers the PinPrick stimulators, a new product for the standardized quantitative sensory testing (QST) of neuropathic pain.



Within the framework of a BMBF-funded R&D project, MRC is developing a software platform for neurosurgical interventions in the brain. Today, the platform is used for planning light distributions in photodynamic therapy.




2009 MRC launches the new "Compact" beam stabilization system.



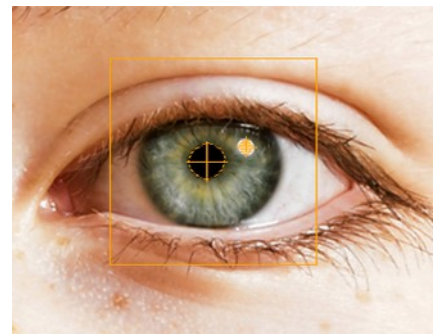
2011 In response to the growing importance of European environmental regulations, MRC introduces RoHS compliant manufacturing processes.

2013 MRC expands the production area to meet the growing number of orders.

2015 With a new digital platform for MR-compatible video cameras, MRC underlines its innovation leadership in this market segment. The HiSpeed and HighResolution cameras serve different application areas.



2017 MRC complements its range of cameras with its own software for eye-tracking applications in MRI. With this innovation, MRC can offer its customers complete eye-tracking solutions from one source.



MRC supports the M2Aind project at the Mannheim University of Applied Sciences and thus establishes a long-term cooperation.




The PinPrick stimulators are equipped with contact trigger electronics and are now also used to measure the conduction velocity of nerves after evoking action potentials.



2018 MRC is participating in the European research project IMI-PainCare.



Together with renowned partners from research and industry, MRC develops instruments for pain research and diagnostics, including an electrode for stimulation current application, with which a defined pain is generated in the body of subjects.




2019 MRC takes over the German service and sales for the thermal stimulation and analysis devices of the leading company in this field, Medoc from Israel. The company thus complements its portfolio in the field of pain diagnostics with a focus on quantitative sensory testing (QST).



2020 MRC takes over the production and distribution of the "OptiHair2" von Frey filaments of the German company Marstock and thus expands the product range in the QST area once more.



MRC expands its product range in the field of MR-compatible cameras by a long-range LED illumination.




MRC is celebrating its 25th anniversary in 2020 - with its sights set on the future.



CELEBRATE

MRC

25 Jahre - 25 years



Development projects in 25 years MRC

In cooperation with innovative partners from science, clinic and industry, MRC has played a leading role in projects to develop new products and methods:

- 1996 Stereotactic Laser Neurosurgery: Development and clinical test of a MR-compatible stereotactic probe for laser-neurosurgery with real-time monitoring
- 2000 FLIM: Femtosecond lasers in medical-surgical use
- 2002 ProlInno: Development of a laser control for a neurosurgical operation system with interactive user guidance and safety functions
- 2004 ProlInno: Development of MR-compatible components and systems
- 2005 Ultrapur: Coatings with photo catalytic nanoparticles for self-cleaning and self-disinfection of surfaces
- 2005 Multilas: Multifunctional laser endoscope for the detection and removal of inoperable brain tumours
- 2006 Photokat: Photocatalytic surface refinements for medicine, production engineering and consumer goods
- 2006 ITD (Intelligent Tool Drive): Intelligent instrument guidance in medicine
- 2009 Neurotax: Imaging stereotaxy - optical biopsy for molecular diagnostics in neurosurgery
- 2010 Future Scales: Development of antimicrobial coatings in the weighing chamber of laboratory balances
- 2011 BioDisc: Development of a diagnostic device for patients with nerve pain
- 2012 ITD: A handheld robotic system for surgical applications
- 2013 SEMEPS: System for simultaneous real-time measurement of peripheral physiological signals
- 2013 3D-Endotomo: Highly sensitive optical detection and registration method for intraoperative correction of tomographic data
- 2015 MR-Cam Speed: MR-compatible digital video camera with high frame rate and software for tracking eye movements
- 2015 Gliotax: Optical spectroscopy for stereotactic biopsy
- 2015 SecuSpine: Safe laser surgery system for the treatment of degenerative spinal diseases
- 2016 SurMe: The Surgical Mentor System: Development of a 3D tracking as an input tool for a training system
- 2017 M2Aind project at Mannheim University of Applied Sciences: Multimodal analysis and intelligent sensor technology for the health industry
- 2018 IMI-PainCare: Improving the care of patients suffering from acute or chronic pain
- 2018 DePhakto: Development of a robust and application-oriented German industry standard for the determination of the photocatalytic activity of surfaces



DEUTSCHER ZUKUNFTSPREIS

Three founders of MRC and their cooperation partners were nominated for the German Future Prize of the German President:

1999 Laser optical diagnosis and therapy: Perfect vision for everyone

Prof. Dr. Josef F. Bille, Ruprecht-Karls-University Heidelberg, Institute for Applied Physics



2001 Optimized intensity-modulated radiation therapy: Balancing act between underdosing the diseased tissue and overdosing the healthy tissue

Prof. Dr. Wolfgang Schlegel (left), Prof. Dr. Thomas Bortfeld (not on the photo), Prof. Dr. Jürgen Debus, all at the DKFZ at the time



2006 Development of a novel brain pacemaker using methods of statistical physics and nonlinear mathematics

Prof. Dr. Volker Sturm (left), Prof. Dr. Dr. Peter A. Tass, then at Forschungszentrum Jülich in the Helmholtz Association at the University of Cologne



Contact

MRC Systems GmbH, Hans-Bunte-Straße 10, 69123 Heidelberg, Deutschland
Tel: +49-6221-13803-00, Fax: +49-6221-13803-01, E-mail: info@mrc-systems.de

